



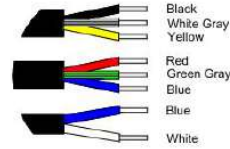
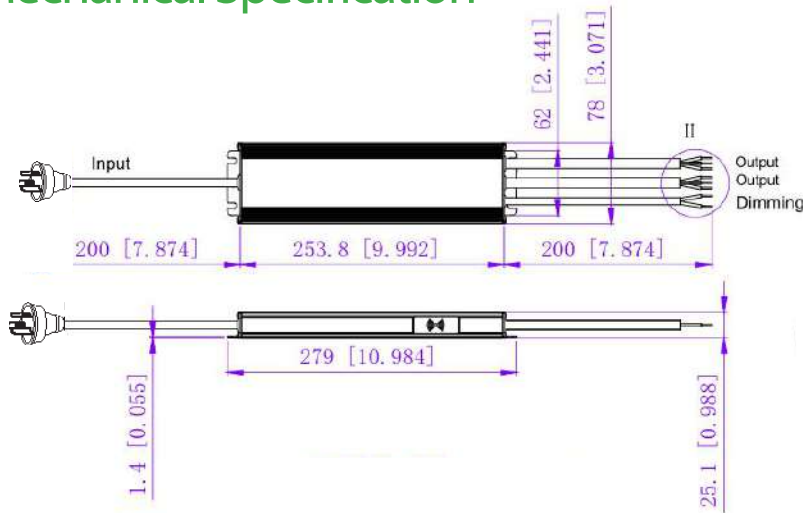
Features:

- Constant Voltage adjusted with NFC (see below)
- AC Input Range: 100~277VAC
- Protections: Short Circuit/Over Load/Over temperature
- Flicker Free Dimming
- IP66 Design for Outdoor installation
- RGB+CCT model
- DALI-2 dimming with Logarithmic curve (default) or Linear curve
- 5 year warranty

RoHS IP66 SELV CB

Model		DDV-200-24-RGBCW-AUP		
Output	DC Voltage (V)	24V (24~26V adjuted via NFC)		
	Voltage Tolerance	±0.2V		
	Voltage Regulation	0.5%		
	Rated Current	R+G+B+CW+WW = 6.25A		
	Rated Power	200W		
	Load Regulation	1%		
	PWM Frequency	4KHz		
Input	Voltage Range	100~277VAC		
	Frequency Range	47~63Hz		
	Power Factor	PF≥0.98@120VAC	PF≥0.97@230VAC	PF≥0.95@277VAC
	THD(Typ.) @ Full load	≤10%@120VAC	≤10%@230VAC	≤15%@277VAC
	Efficiency	91.5% @120VAC	93%@230VAC / 277VAC	
	AC Current (Max.)	2.3A		
	Inrush Current	42.4A, 496us@50%120VAC	110A, 49.2us@50%230VAC	68A, 380us@50%277VAC
	Leakage Current	<0.5mA		
Protection	Short Circuit	Hiccup mode, recover automatically after fault condition is removed		
	Over Load	≤120%, Hiccup mode, recover automatically after fault condition is removed		
	Over Temperature	Shell surface temp. 100°C±10°C shut down o/p voltage,automatically recover after the temperature drops.		
Environment	Working Temp.	-40 ~ +60°C (refer to de-rating curve)		
	Working humidity	20 ~ 95%RH, non-condensing		
	Storage TEMP., humidity	-40~-+80°C,10~95%RH, non-condensing		
	TEMP. coefficient	±0.03%/°C (0~50°C)		
	Vibration	10 ~ 500Hz, 5G 12min./1 cycle, period for 72min. each along X,Y,Z axis		
Safety & EMC	Safety Standards	EN61347-1 EN61347-2-13		
	Withstand voltage	I/P-O/P:3.75KVAC I/P-FG:1.5KVAC O/P-FG:0.5KVAC		
	Isolation resistance	I/P-O/P:100MΩ / 500VDC / 25°C / 70%RH		
	EMC emissions (Note 3.)	EN55015 EN61000-3-2,3 (≥50%)		
Others	NET Weight.	1.03KG		
	Dimensions	279*78*25.1mm (L*W*H)		
	Packing	20PCS / CTN		
Notes	1. All parameters NOT specially mentioned are measured at 230VAC input, rated load and 25°C of ambient temperature. 2. Tolerance: Includes set up tolerance and load regulation. 3. The power supply is considered as a component that is operated in combination with final equipment. EMC performance could be affected by the complete installation. Original equipment manufacturers may need to conduct additional EMC testing and certification on the final equipment. 4. Loading range from 10% to 100% 5. Specifications are subject to change without prior notice. Contact ADM Systems to confirm any critical parameters.			

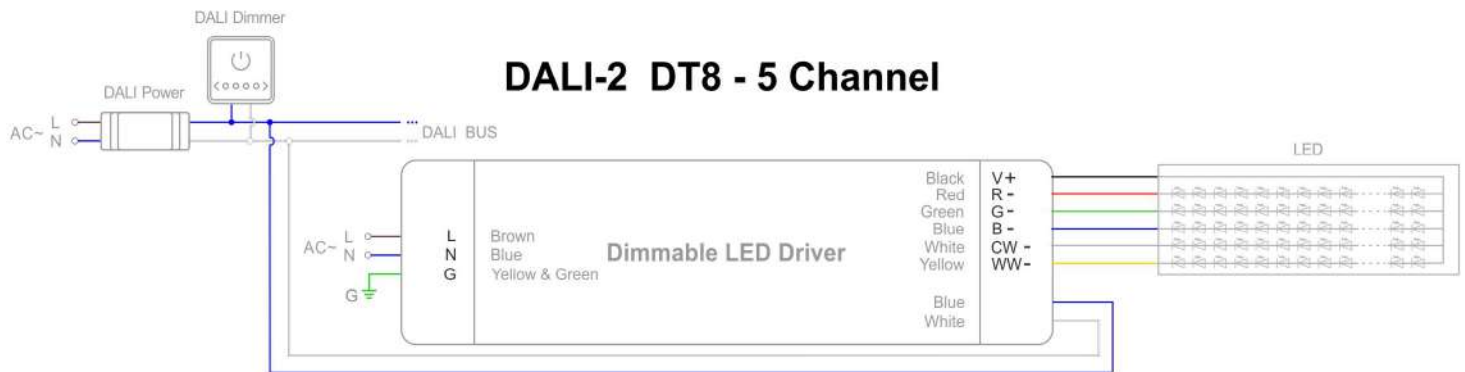
Mechanical Specification



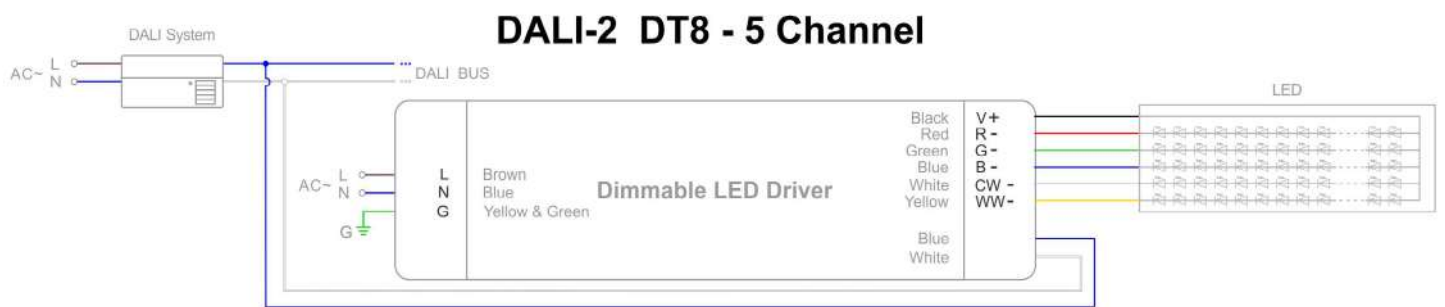
- Output cable 14AWG(12V),16AWG(24V),18AWG(36V/48V), Black (+) cable to Positive side(+), Red(-),Green(-),Blue (-) ,White (-) and Yellow(-) cable to Negative side (-).
- Dimming cable 2*0.824mm2, Blue DA/N and White DA/L (No polar) connected to the DALI BUS when use DALI function.

Dimming Operation and Connection Diagram

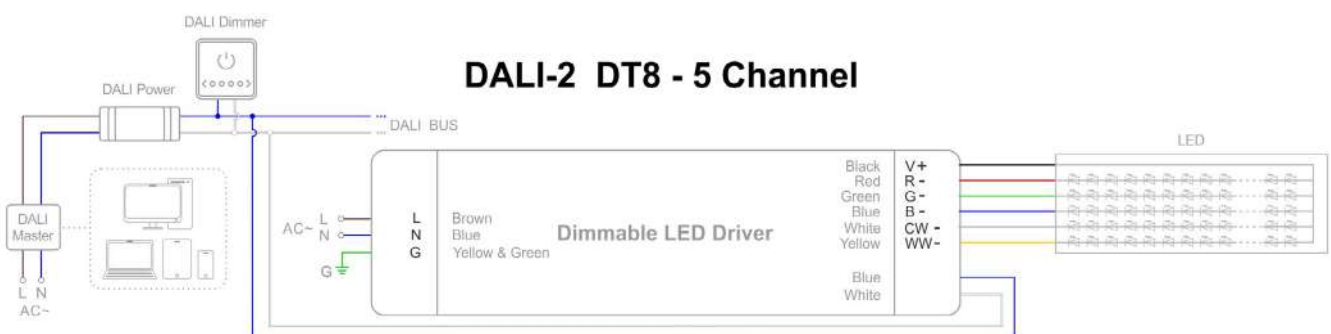
- Using DALI-2 dimming with DALI Power and dimmer



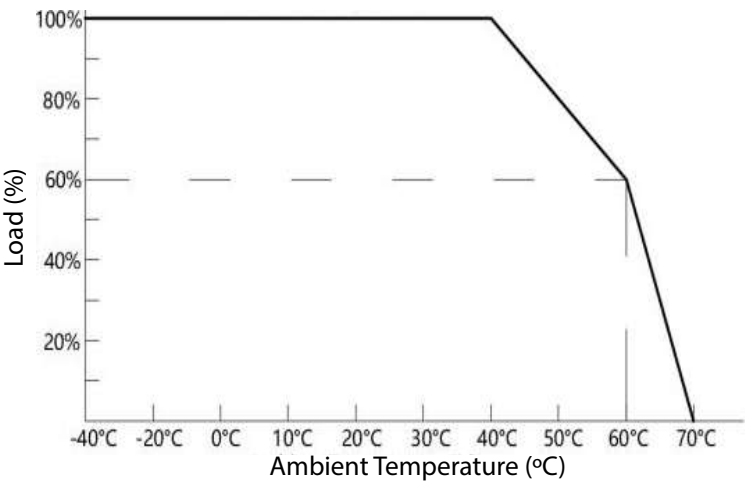
- Using DALI-2 dimming with DALI system and DALI bus



- Using DALI-2 dimming with intelligent device, DALI master and dimmer



De-rating Curve



- If being used in higher ambient temperatures, ensure the load on the LED driver is de-rated in accordance with this chart. Failure to do so could lead to a premature failure, which is not covered by the warranty.
- 1) This LED driver should be installed by a qualified electrician.
 - 2) Please make sure the LED driver is installed with adequate ventilation around it to allow for heat dissipation.
 - 3) Ensure that all wiring is correct before testing in order to avoid damage to the LED driver, or the LEDs.

NFC Function

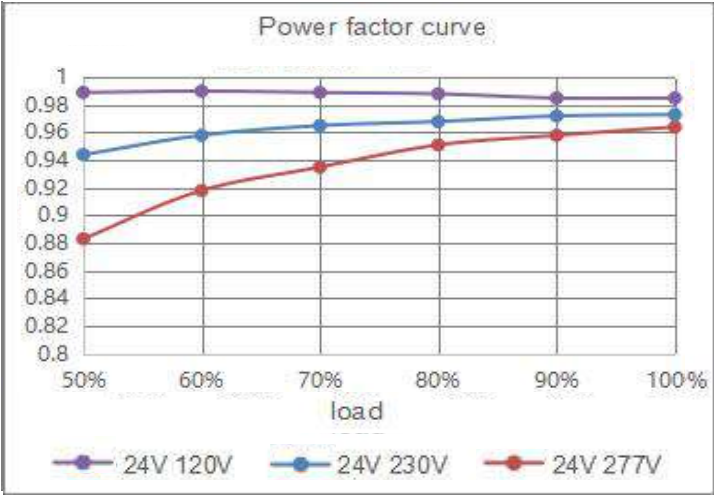
• Address settings:
NFC setting address can be adjusted using a mobile device with the ProNFC app.



ProNFC APP

NFC Voltage Adjustment										
	level 1	level 2	level 3	level 4	level 5	level 6	level 7	level 8	level 9	level 10
24V	24V	24.22V	24.44V	24.66V	24.88V	25.10V	25.32V	25.54V	25.66V	26.0V

Power Factor Curve



Efficiency Curve

