

- Features :
  - 1500VDC I/O isolation
  - 3000VDC I/O isolation(optional)
  - Operating temperature range of -40 ~ +85°C without derating
  - Internal SMD technology
  - Built-in EMI filter
  - Cooling by free air convection
  - Non-conductive plastic case
  - SIP package
  - Industry standard pinout
  - 100% burn-in test
  - Low cost / High reliability
  - 2 years warranty

■ GTIN CODE

MW Search: <https://www.meanwell.com/serviceGTIN.aspx>



SELECTION GUIDE

| ORDER NO.            | SMU01L-05 | SMU01M-05 | SMU01N-05 | SMU01L-09 | SMU01M-09 | SMU01N-09 |
|----------------------|-----------|-----------|-----------|-----------|-----------|-----------|
| DC OUTPUT VOLTAGE    | 5V        |           |           | 9V        |           |           |
| OUTPUT CURRENT RANGE | 0 ~ 200mA |           |           | 0 ~ 110mA |           |           |
| EFFICIENCY(Typ.)     | 77%       | 79%       | 78%       | 77%       | 79%       | 76%       |

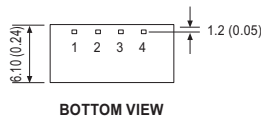
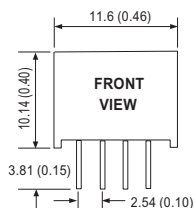
| ORDER NO.            | SMU01L-12 | SMU01M-12 | SMU01N-12 | SMU01L-15 | SMU01M-15 | SMU01N-15 |
|----------------------|-----------|-----------|-----------|-----------|-----------|-----------|
| DC OUTPUT VOLTAGE    | 12V       |           |           | 15V       |           |           |
| OUTPUT CURRENT RANGE | 0 ~ 84mA  |           |           | 0 ~ 67mA  |           |           |
| EFFICIENCY(Typ.)     | 78%       | 80%       | 77%       | 78%       | 80%       | 77%       |

SPECIFICATION

|              |                               |  |              |              |            |              |              |      |
|--------------|-------------------------------|--|--------------|--------------|------------|--------------|--------------|------|
| OUTPUT       | RATED POWER                   | 1W   |              |              |            |              |              |      |
|              | RIPPLE & NOISE (max.) Note.2  | 100mVp-p   |              |              |            |              |              |      |
|              | LINE REGULATION Note.3        | ±1.2% for 1% input variation   |              |              |            |              |              |      |
|              | LOAD REGULATION Note.4        | ±8.0%  |              |              |            |              |              |      |
|              | VOLTAGE ACCURACY              | ±2.0%  |              |              |            |              |              |      |
|              | SWITCHING FREQUENCY(Typ.)     | 100KHz   |              |              |            |              |              |      |
| INPUT        | VOLTAGE RANGE                 | 4.5 ~ 5.5V   | 10.8 ~ 13.2V | 21.6 ~ 26.4V | 4.5 ~ 5.5V | 10.8 ~ 13.2V | 21.6 ~ 26.4V |      |
|              | NORMAL VOLTAGE                | 5V   | 12V          | 24V          | 5V         | 12V          | 24V          |      |
|              | INPUT CURRENT                 | Full load  | 265mA        | 110mA        | 57mA       | 265mA        | 110mA        | 57mA |
|              |                               | No load  | 32mA         | 15mA         | 11mA       | 32mA         | 15mA         | 11mA |
|              | PROTECTION (FUSE RECOMMENDED) | 500mA  | 250mA        | 150mA        | 500mA      | 250mA        | 150mA        |      |
| FILTER       | Capacitor type                |  |              |              |            |              |              |      |
| PROTECTION   | OVERLOAD                      | Momentary<br>Protection type : Broken  |              |              |            |              |              |      |
|              | SHORT CIRCUIT                 | Momentary<br>Protection type : Broken  |              |              |            |              |              |      |
| ENVIRONMENT  | WORKING TEMP.                 | -40 ~ +90°C (Refer to "Derating Curve")  |              |              |            |              |              |      |
|              | WORKING HUMIDITY              | 20% ~ 90% RH non-condensing  |              |              |            |              |              |      |
|              | STORAGE TEMP., HUMIDITY       | -55 ~ +125°C, 10 ~ 95% RH  |              |              |            |              |              |      |
|              | TEMP. COEFFICIENT             | ±0.05% / °C (0 ~ 50°C)   |              |              |            |              |              |      |
|              | VIBRATION                     | 10 ~ 500Hz, 2G 10min./1 cycle, period for 60min. each along X, Y, Z axes   |              |              |            |              |              |      |
| SAFETY & EMC | SAFETY STANDARDS              | EAC TP TC 020/2011 approved  |              |              |            |              |              |      |
|              | WITHSTAND VOLTAGE             | I/P-O/P: 1.5KVDC   |              |              |            |              |              |      |
|              | ISOLATION RESISTANCE          | I/P-O/P: 100M Ohms / 500VDC / 25°C / 70% RH  |              |              |            |              |              |      |
|              | ISOLATION CAPACITANCE         | 80pF max.  |              |              |            |              |              |      |
|              | EMI RADIATION                 | Compliance to BS EN/EN55032 Class B, FCC part 15 Class B, EAC TP TC 020  |              |              |            |              |              |      |
| OTHERS       | MTBF                          | 700khrs min. MIL-HDBK-217F(25°C)   |              |              |            |              |              |      |
|              | DIMENSION (L*W*H)             | 11.6*6.1*10.14mm or 0.46**0.24**0.40" inch for 5V,12V input ; 11.6*7.4*10.14mm or 0.46**0.29**0.40" inch for 24V input |              |              |            |              |              |      |
|              | PACKING                       | SMU01L/M: 1.3g ; 42pcs/per tube, 7560pcs/180 tube/per carton   |              |              |            |              |              |      |
|              |                               | SMU01N : 1.4g ; 42pcs/per tube, 7560pcs/180 tube/per carton  |              |              |            |              |              |      |

■ Mechanical Specification

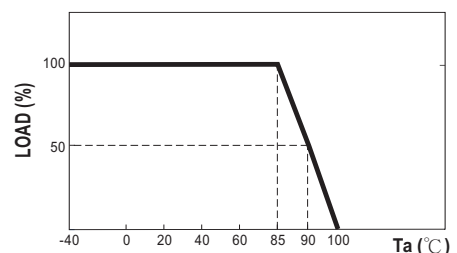
Unit: mm (inch)



■ Pin Configuration

| Pin No. | Output |
|---------|--------|
| 1       | -Vin   |
| 2       | +Vin   |
| 3       | -Vout  |
| 4       | +Vout  |

■ Derating Curve



NOTE

- All parameters are specified at normal input, rated load, 25°C 70% RH ambient.
- Ripple & noise are measured at 20MHz by using a 12" twisted pair terminated with a 0.1uf & 47uf capacitor.
- Line regulation is measured from low line to high line at rated load.
- Load regulation is measured from 20% to 100% rated load.

※ Product Liability Disclaimer : For detailed information, please refer to <https://www.meanwell.com/serviceDisclaimer.aspx>

**Packing**

| Standard Tube Packing  | SMU01L/M           |                        |                        |                 |
|--|--------------------|------------------------|------------------------|-----------------|
|  | MPQ Per Tube (PCS) | One Tube G.W.          | Max. Q'TY/ Carton(PCS) | One Carton G.W. |
| <p>Unit : mm</p> <p>Product 520</p> <p>Tube Plugs</p> <p>Tube pattern</p> <p>CARTON<br/>L600 x W230 x H220</p> | 42                 | 75g                    | 7560                   | 14.3Kg          |
| SMU01N   |                    |                        |                        |                 |
| MPQ Per Tube (PCS)   | One Tube G.W.      | Max. Q'TY/ Carton(PCS) | One Carton G.W.        |                 |
| 42   | 90g                | 7560                   | 17Kg                   |                 |

**Installation Manual**

Please refer to : <http://www.meanwell.com/manual.html>