



User's Manual



## Features

- AC input 180~305Vac input
- Global certificates in multi-fields  
(ITE 62368-1, Industrial 61558-1/-2-16)
- Compact size with low profile(17W/inch<sup>3</sup>)
- 150% peak power @5s
- High efficiency up to 94%
- Built-in constant current limiting circuit
- Protections: Short circuit / Overload /  
Over voltage / Over temperature
- Forced air cooling, cooling fan speed control
- Built-in DC OK/Remote Control/Remote Sense
- -30~+70°C wide range operation temperature
- Over voltage category(OVC III)
- Operating altitude up to 5000 meters
- Conformal coating
- 3 years warranty

## Description

LRS-1200 series is a 1200W single-output enclosed type economical power supply with 41mm of low profile design. Adopting the input of 180~ 305Vac , the entire series provides an output voltage line of 12V, 24V, 36V and 48V. In addition to the high efficiency up to 94%, with the built-in long life fan LRS-1200 can work under -30~+70°C with full load. LRS-1200 has the complete protection functions and 3G anti-vibration capability; It is complied with complete international safety regulations. LRS-1200 series serves as a high price-to-performance power supply solution for various industrial applications.

## Model Encoding

**LRS - 1200 - 24**

- Output voltage(12V/24V/36V/48V)
- Output wattage
- Series name

## Applications

- Industrial automation machinery
- Industrial control system
- Mechanical and electrical equipment
- Electronic instruments, equipments or apparatus

## GTIN CODE

MW Search: <https://www.meanwell.com/serviceGTIN.aspx>



1200W Low Profile Economical Enclosed Type Power Supply

**LRS-1200** series

SPECIFICATION		LRS-1200-12	LRS-1200-24	LRS-1200-36	LRS-1200-48
OUTPUT					
DC VOLTAGE		12V	24V	36V	48V
RATED CURRENT		92A	50A	33.3A	25A
CURRENT RANGE		0 ~ 92A	0 ~ 50A	0 ~ 33.3A	0 ~ 25A
RATED POWER		1104W	1200W	1198.8W	1200W
PEAK	CURRENT(5 sec.)	138A	75A	50A	37.5A
	POWER(5 sec.)	1656W	1800W	1800W	1800W
RIPPLE & NOISE (max.)		Note.2 200mVp-p	240mVp-p	360mVp-p	360mVp-p
VOLTAGE ADJ. RANGE		Note.3 12~ 15V	24 ~ 28V	34 ~ 40V	48 ~ 56V
VOLTAGE TOLERANCE		Note.4 ±1.0%	±1.0%	±1.0%	±1.0%
LINE REGULATION		±0.5%	±0.5%	±0.5%	±0.5%
LOAD REGULATION		±0.5%	±0.5%	±0.5%	±0.5%
SETUP, RISE TIME		1500ms, 70ms/230Vac    1500ms, 70ms/277Vac    at full load			
HOLD UP TIME (Typ.)		10ms/230Vac    10ms/277Vac at full load			
INPUT					
VOLTAGE RANGE		Note.5 180 ~ 305Vac	255 ~ 431Vdc		
FREQUENCY RANGE		47 ~ 63Hz			
EFFICIENCY (Typ.)		91%	93%	94%	94%
AC CURRENT (Typ.)		7A/230Vac    5A/277Vac			
INRUSH CURRENT (Typ.)		60A/230Vac    75A/277Vac			
LEAKAGE CURRENT		<2mA / 240Vac / 277Vac			
PROTECTION					
OVER LOAD		Output power >105% rated for more than 5 seconds then shut down o/p voltage, re-power on to recover			
		Constant current limiting for output power >150% rated for more than 5 seconds and then shut down o/p voltage, re-power on to recover			
OVER VOLTAGE		16 ~ 20V	29 ~ 36V	41 ~ 50V	57 ~ 67V
		Protection type : Shut down o/p voltage, re-power on to recover			
OVER TEMPERATURE		Shut down o/p voltage, re-power on to recover			
FUNCTION					
REMOTE CONTROL		Power ON: RC+~RC-    0~0.8Vdc or open Power OFF: RC+~RC-    3.3~10Vdc by external voltage			
REMOTE SENSE		Compensate voltage drop on the load wiring up to 0.3Vdc. Please refer to the Function Manual			
DC OK SIGNAL		Power ON:3.3 ~ 5.6Vdc    Power OFF: 0 ~ 1Vdc			
FAN NOISE(Typ.)		Built-in intelligent fan speed control detect by PSU'S internal temperature			
		10% load with Ta=25℃	45dB		
		70% load with Ta=25℃	53dB		
ENVIRONMENT					
WORKING TEMP.		-30 ~ +70℃ (Refer to "Derating Curve")			
WORKING HUMIDITY		20 ~ 90% RH non-condensing			
STORAGE TEMP., HUMIDITY		-40 ~ +85℃, 10 ~ 95% RH non-condensing			
TEMP. COEFFICIENT		±0.03%/℃ (0 ~ 30℃)			
VIBRATION		10 ~ 500Hz, 3G 10min./1cycle, 60min. each along X, Y, Z axes			



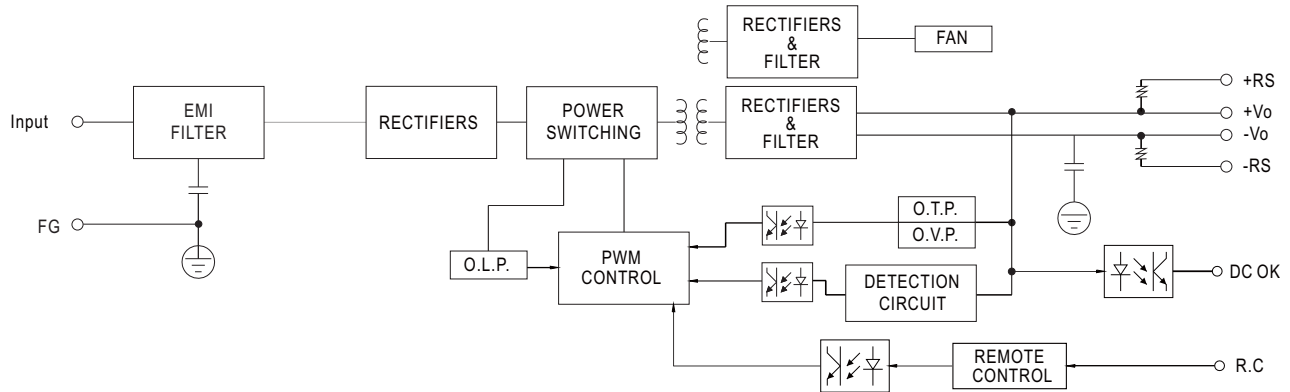
## 1200W Low Profile Economical Enclosed Type Power Supply

**LRS-1200** series

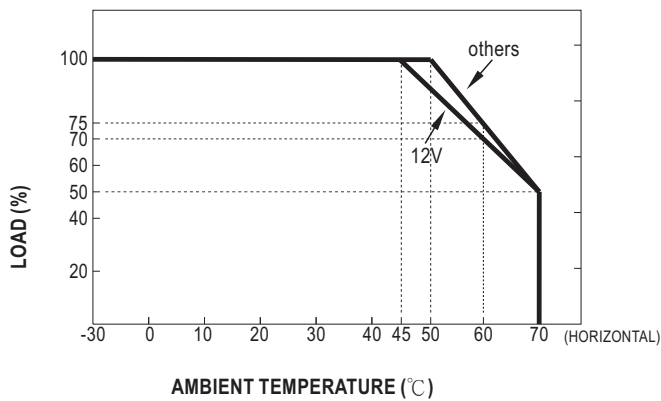
SAFETY & EMC (Note 6)			
SAFETY STANDARDS	CB IEC62368-1,IEC61558-1/-2-16 UL UL62368-1 DEKRA BS EN/EN62368-1,BS EN/EN61558-1/-2-16 RCM AS/NZS 62368-1,AS/NZS 61558-1/-2-16 CQC GB 4943.1 BSMI CNS15598-1 EAC TPTC 004 approved KC/BIS KC62368-1 and BIS IS 13252 (Part 1) :2010 certified, Order NO. :LRS-1200- <del>xxx</del> KC/LRS-1200- <del>xxx</del> BIS. no stock by request, contact sale for inquires		
OVER VOLTAGE CATEGORY	IEC/EN 61558-1/-2-16 (OVC III, altitude up to 2000M) IEC/EN/UL 62368-1 (OVC II, altitude up to 5000M)		
WITHSTAND VOLTAGE	I/P-O/P:4.2KVac I/P-FG:2.1KVac O/P-FG:1.25KVac		
ISOLATION RESISTANCE	I/P-O/P, I/P-FG, O/P-FG:100M Ohms / 500VDC / 25℃ / 70% RH		
EMC EMISSION	Parameter	Standard	Test Level / Note
	Conducted	BS EN/EN55032 (CISPR32),CNS15936	Class A
	Radiated	BS EN/EN55032 (CISPR32),CNS15936	Class A
	Harmonic Current	BS EN/EN61000-3-2	-----
	Voltage Flicker	BS EN/EN61000-3-3	-----
EMC IMMUNITY	BS EN/EN55035, BS EN/EN61000-6-2		
	Parameter	Standard	Test Level / Note
	ESD	BS EN/EN61000-4-2	Level 3, 8KV air ; Level 2, 4KV contact
	Radiated	BS EN/EN61000-4-3	Level 3, 10V/m
	EFT / Burst	BS EN/EN61000-4-4	Level 3, 2KV/5KHz
	Surge	BS EN/EN61000-4-5	Level 4, 2KV/Line-Line 4KV/Line-Earth
	Conducted	BS EN/EN61000-4-6	Level 3, 10V
	Magnetic Field	BS EN/EN61000-4-8	Level 4, 30A/m
	Voltage Dips and Interruptions	BS EN/EN61000-4-11	>95% dip 0.5 periods, 30% dip 25 periods, >95% interruptions 250 periods
OTHERS			
MTBF	924.6K hrs min. Telcordia SR-332(Bellcore) ; 93.2K hrs min. MIL-HDBK-217F (25℃)		
DIMENSION (L*W*H)	225*124*41mm (L*W*H)		
PACKING	1.28Kg/9pcs/12Kg/0.81CUFT		
NOTE			
1. All parameters NOT specially mentioned are measured at 230Vac input, rated load and 25℃ of ambient temperature. 2. Ripple & noise are measured at 20MHz of bandwidth by using a 12" twisted pair-wire terminated with a 0.1uf & 47uf parallel capacitor. 3. Voltage adjustment can only be operated within the input range of 220-277Vac. If the voltage adjustment is performed outside this range, it may cause abnormal output. 4. Tolerance : includes set up tolerance, line regulation and load regulation. 5. Derating may be needed under low input voltages. Please refer to"Static Characteristics" sections for details. 6. The ambient temperature derating of 5℃/1000m is needed for operating altitude greater than 2000m(6500ft). 7. RCM is on voluntary basis and meets relevant IEC or AS/NZS standards complying with AS/NZS 441.1 ※ Product Liability Disclaimer : For detailed information, please refer to <a href="https://www.meanwell.com/serviceDisclaimer.aspx">https://www.meanwell.com/serviceDisclaimer.aspx</a>			

fosc : 50KHz~130KHz

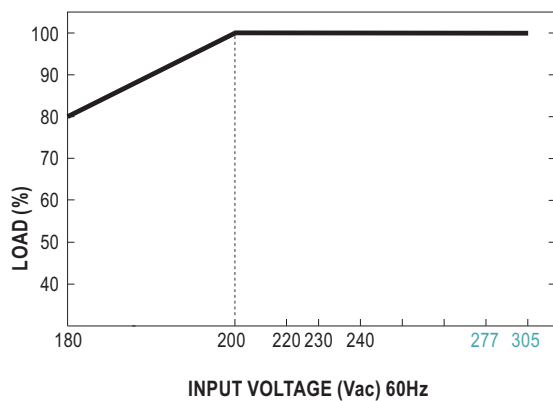
### Block Diagram



### Derating Curve



### Static Characteristics



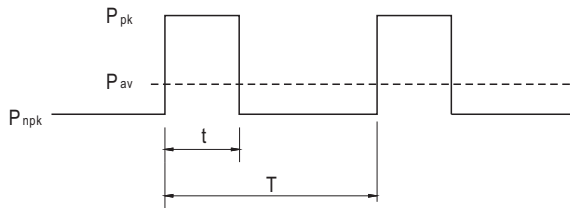
## Function Manual

### 1. Peak Power

$$P_{av} = \frac{P_{pk} \times t + P_{npk} \times (T-t)}{T} \leq P_{rated}$$

$$\text{Duty} = \frac{t}{T} \times 100\% \leq 35\%$$

$$t \leq 5 \text{ sec}$$



$P_{av}$  : Average output power (W)

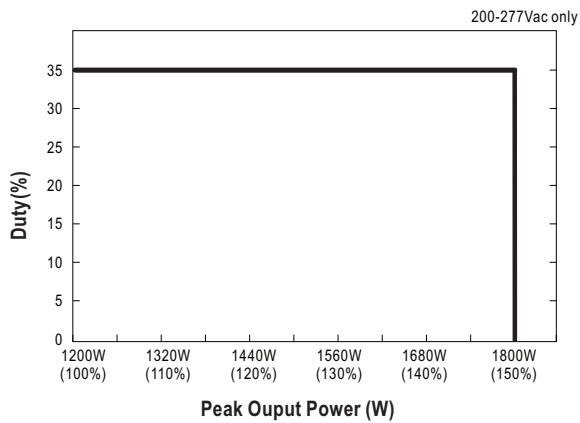
$P_{pk}$  : Peak output power (W)

$P_{npk}$  : Non-peak output power(W)

$P_{rated}$  : Rated output power(W)

$t$  : Peak power width(sec)

$T$  : Period(sec)



#### For example (24V model)

$V_{in}=220\text{Vac}$ , Duty\_max=10%

$P_{av}=P_{rated}=1200\text{W}$

$P_{pk}=1800\text{W}$

$t \leq 5\text{sec}$

$$T \geq \frac{5\text{sec}}{10\%} = 50\text{sec}$$

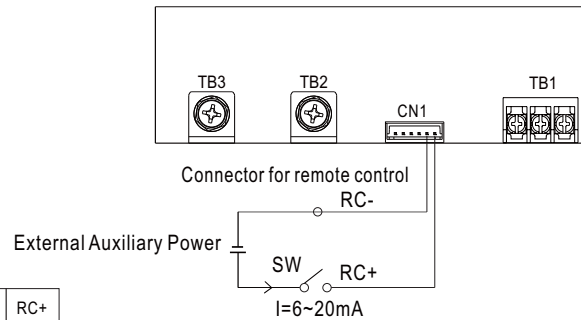
$$P_{npk} \leq \frac{TP_{av} - tP_{pk}}{T-t} = 1133.3\text{W}$$

## 2. Remote Control

The PSU can be turned ON/OFF by using the "Remote Control" function with external switch and auxiliary power.

PSU Vo status	Between RC-(pin5) and RC+(pin6)
Power ON	SW open or keep 0~0.8Vdc
Power OFF	SW short or keep 3.3~10Vdc

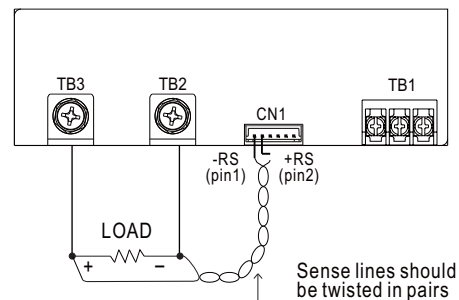
-RS	+RS	GND	DC OK	RC-	RC+
-----	-----	-----	-------	-----	-----



## 3. Remote Sense

The remote sensing compensates voltage drop on the load wiring up to 0.3 Vdc

-RS	+RS	GND	DC OK	RC-	RC+
-----	-----	-----	-------	-----	-----

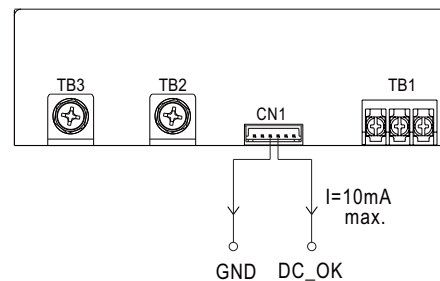


## 4. DC\_OK Signal

DC\_OK Signal is a TTL level signal. "High" when PSU turns on.

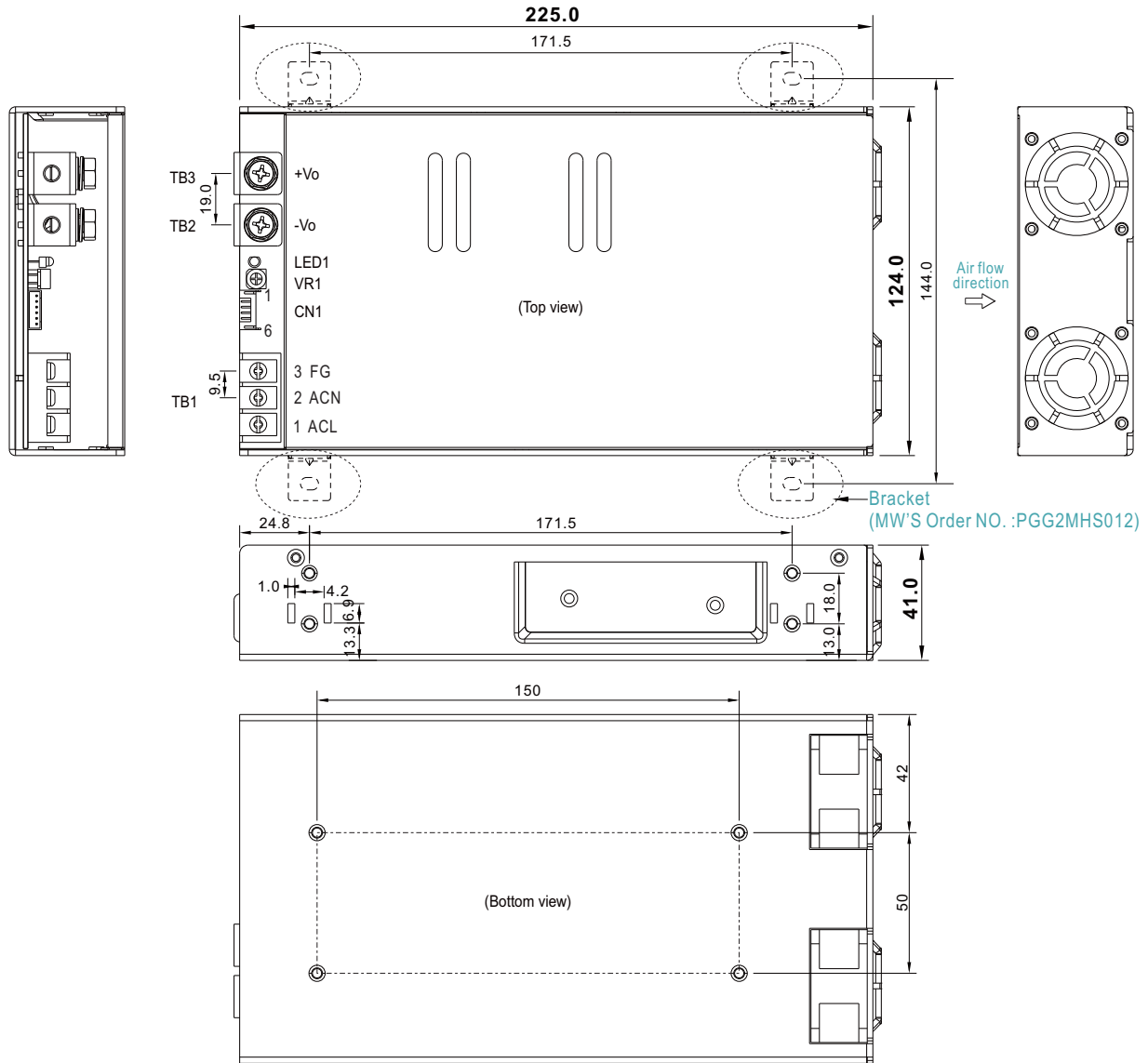
PSU Vo status	Between DC_OK(pin4) and GND(pin3)
Power ON	3.3 ~ 5.6Vdc
Power OFF	0 ~ 1Vdc

-RS	+RS	GND	DC OK	RC-	RC+
-----	-----	-----	-------	-----	-----



Case No. 307A  
Unit:mm Tolerance:±1

### Mechanical Specification



AC Input Terminal(TB1) Pin NO. Assignment

Pin No.	Assignment	Terminal	Screw Size	Mounting torque
1	AC/L	DEGSON DG46S-B-03P-13	M3.5	8~10 Kgf-cm
2	AC/N			
3	⏏			

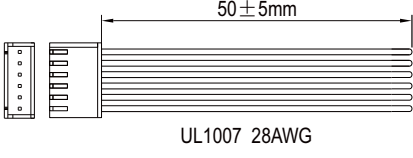


DC Output Terminal (TB2,TB3) Pin NO. Assignment

Pin No.	Assignment	Terminal	Screw Size	Mounting torque
TB2	-Vo	(MW) HS455	M5	10~12 Kgf-cm
TB3	+Vo			

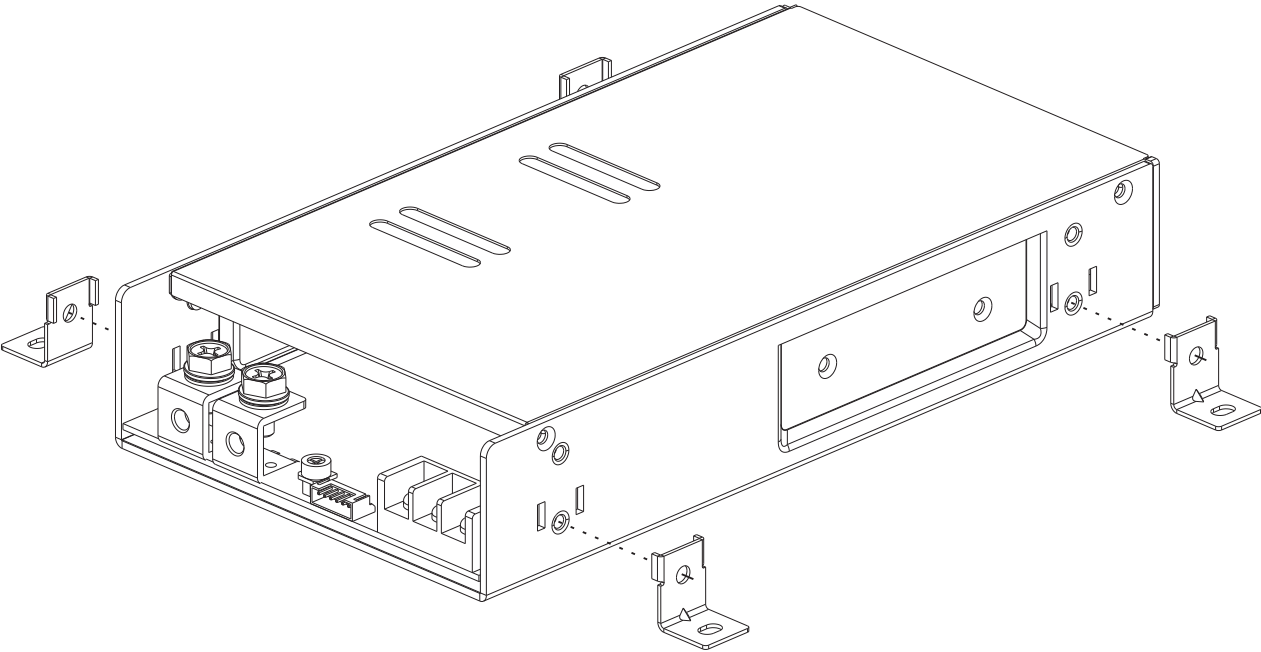
Control Pin (CN1) : DJS-9001R1-06 or equivalent

Pin No.	Assignment	Mating Housing	Terminal
1	-RS	JS-1101-06 or equivalent	JS-1101-TXX or equivalent
2	+RS		
3	GND		
4	DC_OK		
5	RC-		
6	RC+		

■ Accessory List

No.	Item	Quantity
1	Control function interface(CN1) mating wire along with LRS-1200 (standard accessory) 	1pcs/per model
2	Bracket MW'S Order NO. :PGG2MHS012 (By request accessory,should ordered seperately) 	4pcs/per model (Please refer to Installation Diagram)
3	Terminal cover MW'S Order NO. :PEE4TBC-03 (By request accessory,should ordered seperately) 	1pcs/per model

■ Installation Diagram



■ Installation Manual

Please refer to : <http://www.meanwell.com/manual.html>