

Product features

- Constant voltage LED driver
- Supports DALI-2, push DIM control, push CCT control
- Supports i-Data function (DALI part 251, 252, 253)
- DT8 (Tunable White) driver
- Output current 0...1.67 A
- Max. output power 40 W
- DC emergency: current output default value 15%
- For luminaires with IEC protection class I, II
- Removable strain reliefs included
- 5 years warranty



Product specifications

161416 CU-DT8-24-40-220...240-TW

Output current	Input voltage	Output voltage	Efficiency @ full load	Voltage accuracy	Power factor	Dimension L x W x H (mm)
0...1.67 A	220...240 Vac 220...240 Vdc	24 Vdc	87.5%	± 3%	0.9	264.0 x 33.0 x 21.0

Electrical specifications

Mains voltage supply

Rated input voltage range	220...240 Vac; performance range
Max. input voltage range	198...264 Vac; operational safety range
Rated frequency range	0/50/60 Hz
Performance / Operational safety	47...63 Hz
Max. input current	0.22 A @ 230 Vac & 0.22 A @ 230 Vdc

Battery operation

DC voltage range	220...240 Vdc; performance range
Max. DC voltage range	198...276 Vdc; operational safety range

Protection against voltage peaks

Withstand voltage	I/p-O/p: 3.75 kVac, < 5 mA 60 sec
Mains surge immunity	L-N 1 kV IEC 61000-4-5
Control interface surge immunity	DA - DA, CS - N 1 kV per IEC 61000-4-5

Total harmonic distortion (THD)

At rated input voltage range @ full load	≤ 10%
--	-------

Output data

Output voltage tolerance	± 3% at rated input voltage range
No load output voltage	24 Vdc
Output PWM frequency	4000 Hz
Ripple output voltage	1%
Output PstLM	≤ 1 at full load @ rated input voltage
Output SVM	≤ 0.4 at full load @ rated input voltage
DC emergency level	Current output decreased to 15% (programmable range: 1%...100%)

Protection functions output side

Overvoltage protection	Over current protection: Hiccup mode. Protection device will trigger when load current exceeds specified output current and will auto recover after the fault mode is removed.
Overpower protection	The output power is less than or equal to 60 W
Short circuit protection	Short circuit protection: Hiccup mode. Protection device will trigger when short circuit and will auto recover after the fault mode is removed.

Dimming operation and interface

Standby power consumption	≤ 0.30 W
Dimming mode	DALI-2, push dimming
Dimming method	Amplitude dimming
Dimming current range	0.1%~100%

Connection terminals

Connection terminal type	Input: 45° push in terminal; Output: 0° push in terminal
Wire cross section mains input	Built-in: 0.5...2.5 mm ² stranded and solid-core; Independent: 0.75...2.5 mm ² stranded and solid-core
Wire cross section output	0.5...1.5 mm ² stranded and solid-core
Wire stripping length	nputl wire: 8...9 mm; Output wire: 5...6 mm

Degree of protection

Protection rating	IP20
-------------------	------

Operating data

Maximum output current	1.67 A
Output power range (P _{rated})	8...40 W
Output voltage range	24 Vdc
Noise level	< 20 dB, at full load @ 100 cm distance

Circuit breaker / Inrush current

MCB loading quantity	Inrush current I _{peak} : 21.8 A		Inrush current T _{width} : 344 μs		
	MCB type	B10	C10	B16	C16
	Units	13	22	21	36

Supplementary instructions

- The luminaire manufacturer is responsible for measuring and verifying the EMI compliance of the complete luminaire, as the level of radio interference will vary depending on the luminaire construction. Especially primary and secondary cable lengths and their routing may have a significant effect on radio interference.
- For the push DIM function, please follow our instructions, which can be downloaded from www.cupower.com.

Environmental specifications

Operating temperature	-20...+50°C
Storage temperature	-40...+85°C
Working humidity	10%...90%
Store humidity	5%...90%
Lifetime	at Tc 90°C: 50,000 hrs; at Tc 80°C: 100,000 hrs; @ 230 Vac
Maximum Tc temperature	90°C

Safety & EMC compliance


ENEC+CE
EN IEC 55015
EN IEC 61547
EN IEC 61000-3
EN 61000-3
EN 61347-1
EN 61347-2-13
EN IEC 62384
EN 62493

CCC
GB 17625
GB 17743
GB 19510
GB 19510.14

SAA
AS 61347.2
AS/NZS 61347.1+A1

DALI-2 Acc. to EN 62386
Acc. to IEC 62386-101:Ed2
Acc. to IEC 62386-102:Ed2
Acc. to IEC 62386-207:Ed1
Acc. to IEC 62386-251:Ed2
Acc. to IEC 62386-252:Ed2
Acc. to IEC 62386-253:Ed2
Acc. to IEC 62386-101:Ed2

Accessories



Driver incl:2*XZ-CU-A

Art. 163519 XZ-CU-A

Dimensions	Length (mm)	Width (mm)	Height (mm)
XZ-CU-A	43.2	33.0	21.0
Driver incl.2* XZ-CU-A	300.0	33.0	21.0

Dimensions

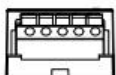

Housing dimensions

Length (L)	264.0 mm
Width (W)	33.0 mm
Height (H)	21.0 mm

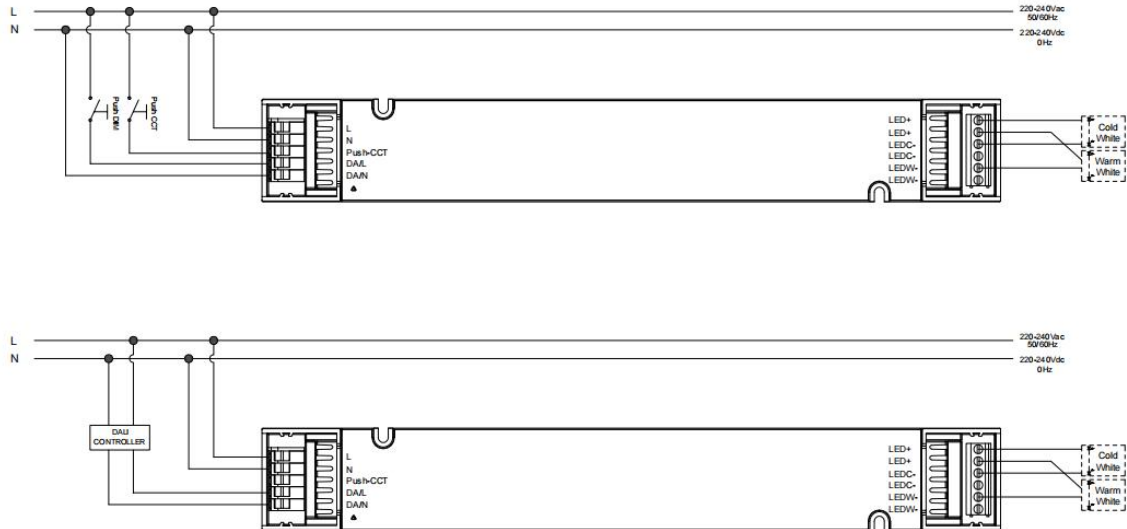
For all dimensions: values in mm; tolerances: ± 0.5 mm

Packaging details

Packing units	25 pcs
Carton size	310 x 175 x 140 mm
Carton weight	5.15 kg
Product weight	0.18 kg



Wiring diagram



- All connections must be as short as possible to ensure good EMI performance.
- The luminaire wire should keep a certain distance from the LED power supply and other wires (5...10 cm is preferred).
- No secondary switches are allowed.
- Incorrect wiring can damage the LED.
- The wire must be well protected against short circuits.
- PUSH DIM instruction manual please refer to the link: [CUPOWER_PUSH DIM MANUAL 2024_03](#)

Technical information

